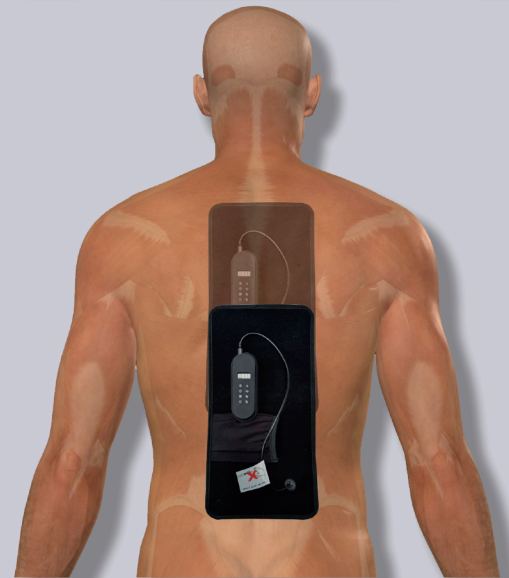





# BIOLUX<sub>PRO</sub>

## MAX WITH TENS



## Physical Conditioning

1. Place BioluxPro in the desired area (the back or stomach is recommended). You should do it lying down.
2. You can place the electrodes on the muscle or muscles you want to relax or stimulate. This is complementary and not mandatory to achieve the expected results of red light.
3. Press  and select ALL.
4. Press  and select 10 mins.
5. Press  and select L07.
6. If you placed the electrodes, press M for 3 seconds to turn them on, choose the program that suits you best and use +/- to increase or decrease the intensity.
7. If you feel too much heat during the process, press F at 40Hz. to pulse the light.
8. Repeat this process two or three times a day.



Proper hydration enhances results

This does not suggest or replace any medical treatment

