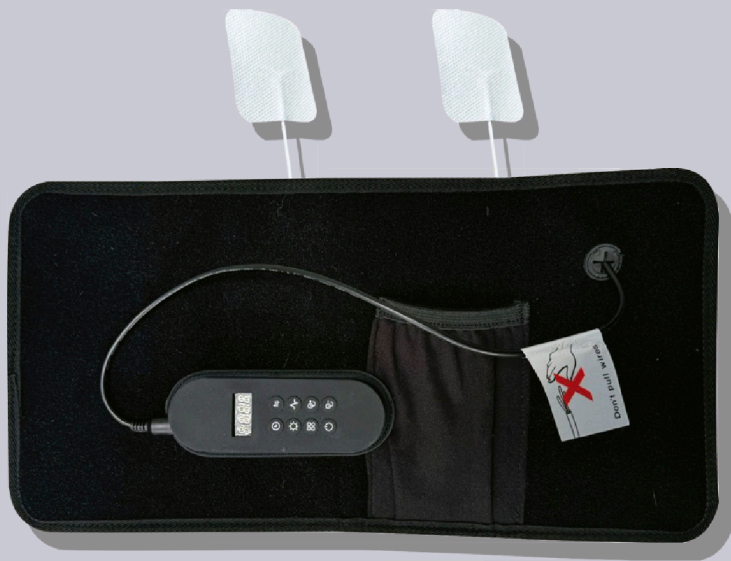
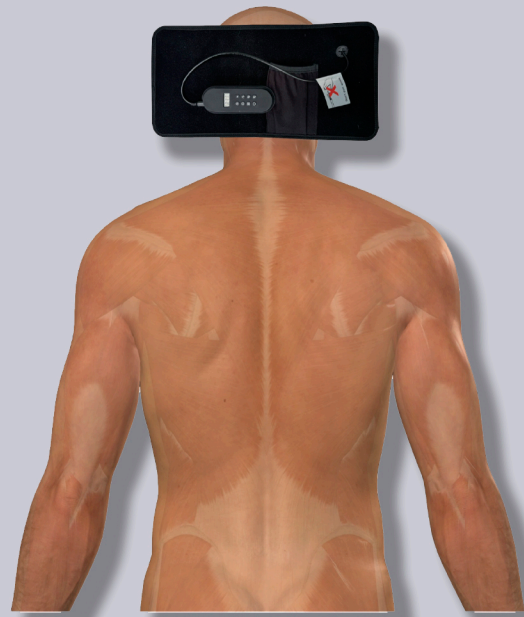






# BIOLUX<sub>PRO</sub>

## MAX WITH TENS



## Headache

1. Place BioluxPro behind your head; if you're positioning it in front, it should be above your eyebrows (cover your eyes to prevent light penetration). You can do this lying down or use the elastic band to adjust it.
2. In this case, the use of electrodes is not recommended.
3. Press  select ALL.
4. Press  select 10 mins.
5. Press  select L06.
6. Press  to pulse the light.
7. Repeat this process if necessary.



Proper hydration enhances results



This does not suggest or replace any medical treatment

