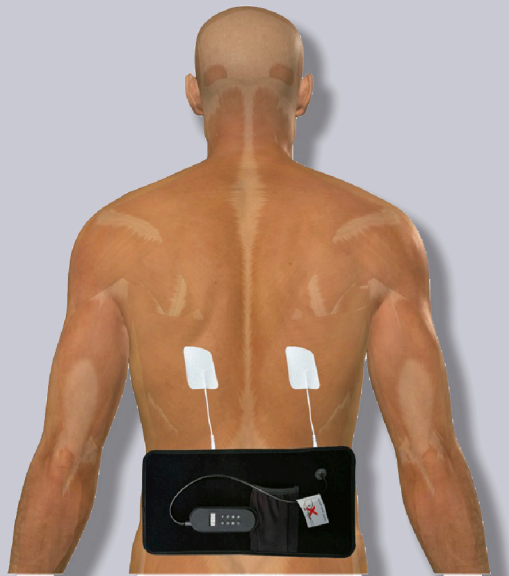
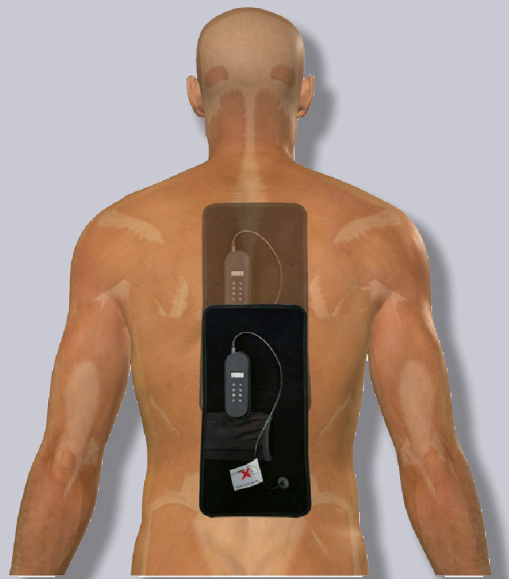









BIOLUX_{PRO}

MAX WITH TENS



Back

1. Place BioluxPro on your back, lie down on it on a flat surface.
2. You can place the electrodes on the muscle(s) you want to relax or stimulate. This is complementary and not mandatory to achieve the expected results from the red light.
3. Press  select ALL.
4. Press  select 20 mins.
5. Press  select L09.
6. If you placed the electrodes, press  for 3 seconds to turn them on, use   to increase or decrease the intensity.
7. If you feel too much heat during the process, press  to pulse the light.
8. Repeat this process two or three times a day.



Proper hydration enhances results

This does not suggest or replace any medical treatment

